



SUMMARY OF 2022 ANNUAL REPORTS
SUBMITTED TO THE
LANDSCAPE ARCHITECTURAL ACCREDITATION BOARD
BY ACCREDITED ACADEMIC PROGRAMS

Prepared by:

Kristopher D. Pritchard, Accreditation Director
Nathania Martínez González



Mission

The mission of the Landscape Architectural Accreditation Board (LAAB) is to evaluate, advocate for, and advance the quality of education in landscape architectural programs.

LAAB is the accrediting organization for landscape architectural programs. As such, LAAB develops standards to objectively evaluate landscape architectural programs and judges whether a school's landscape architectural program is in compliance with the accreditation standards.

LAAB is comprised of landscape architecture practitioners and academicians, representatives from landscape architecture collateral organizations and public representatives. The collateral organizations are the American Society of Landscape Architects (ASLA), Council of Landscape Architectural Registration Boards (CLARB) and Council of Educators in Landscape Architecture (CELA).

Annual Reports

Programs report to LAAB on:

- Substantial changes in their academic program
- Progress on recommendations from previous accreditation visits
- Students
- Graduates
- Budgets
- Faculty

Purpose

Annual reports from academic programs are used by LAAB to monitor significant changes and ongoing compliance with accreditation standards in each program between on-site visits. Aggregate data from the reports is used to track trends in landscape architecture education and to communicate with stakeholders, other landscape architecture professional associations and organizations, and the public.



Inside you will find sections on...

GEOGRAPHY OF ACCREDITED LANDSCAPE ARCHITECTURE PROGRAMS

SIGNIFICANT CHANGES IN ACCREDITED LANDSCAPE ARCHITECTURE PROGRAMS

STUDENTS ENROLLED IN ACCREDITED LANDSCAPE ARCHITECTURE PROGRAMS

GRADUATING CLASS IN ACCREDITED LANDSCAPE ARCHITECTURE PROGRAMS

STUDENT RACE AND ETHNICITY

CURRENT PROGRAM LENGTHS AND TYPES BY INSTITUTION

FACULTY COUNTS, GENDER-BREAKDOWN, TIME, AND LICENSURE

FACULTY RACE AND ETHNICITY

CURRENT PROGRAM LENGTHS AND TYPES BY INSTITUTION



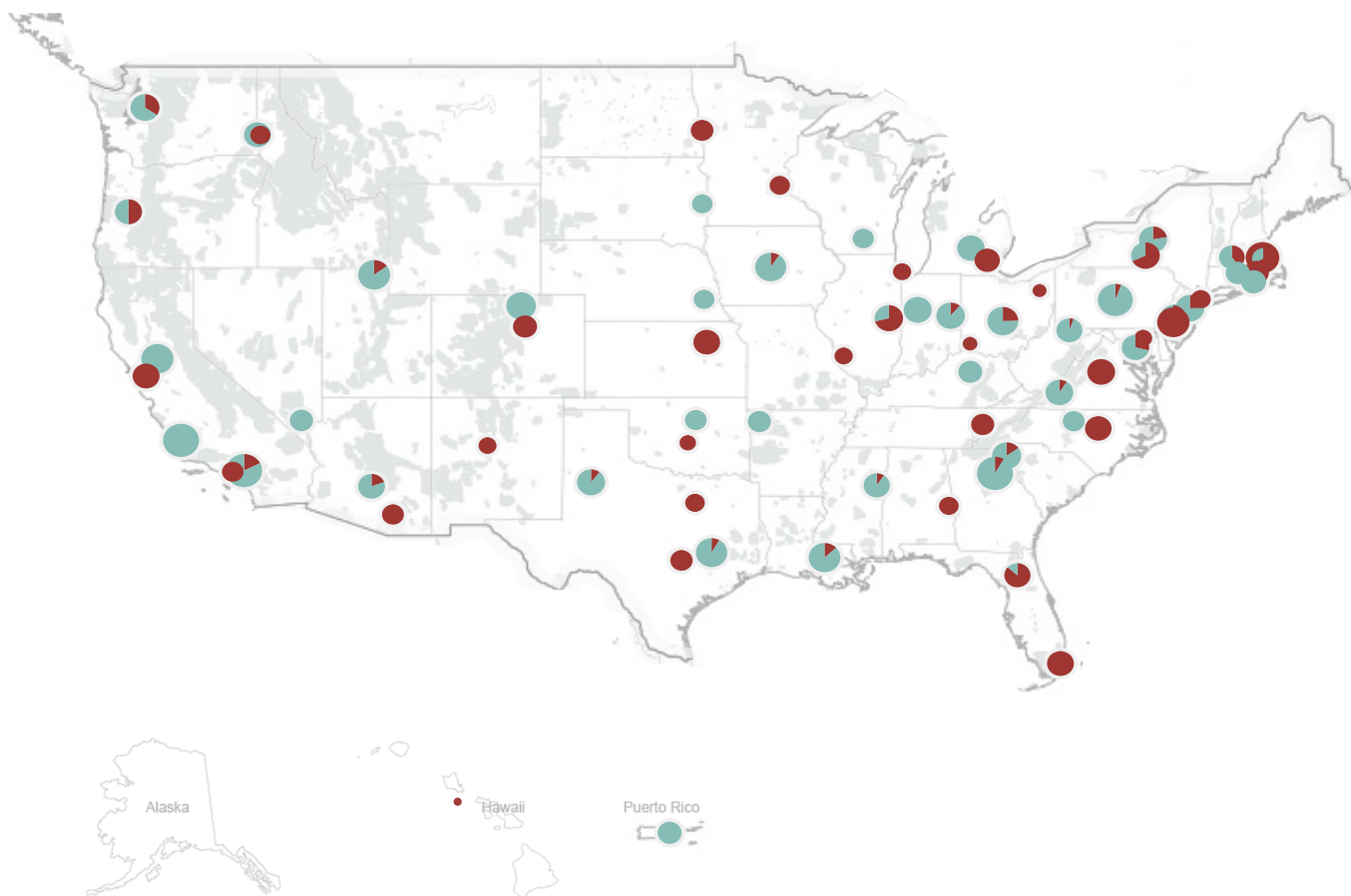
This summary includes information from the 2021-2022 academic year about the number of accredited landscape architecture academic programs in the United States and unincorporated territories; substantial changes in these programs; student body size and demographic composition; the number and demographic composition of 2022 graduates; and 2020-2021 academic year graduates' career paths. This summary also includes the inaugural presentation of aggregate reporting of program faculty. Including non-tenure and tenure faculty counts, RLA/PLA licensure, and demographic composition. Budget data reported reflects the unique administrative structure of each program and does not lend itself to aggregate reporting.

All information in the summary is presented as reported by the academic programs. 100 of the 100 accredited programs submitted a 2021-2022 Annual Report.


Header image credit: ASLA 2021 Student Community Service Category Award of Excellence. A Garden Can Cultivate an Inmate: Reimagining Youth Incarceration. Sarah Maloney. Faculty Advisor: David Watts, ASLA. Cal Poly State University, San Luis Obispo, California, United States



47 Undergraduate Programs
53 Graduate Programs
100 Programs in **74** Universities




Map based on Longitude (generated) and Latitude (generated). Color shows details about Program Type. Size shows sum of Total Students. Details are shown for Zip Code.





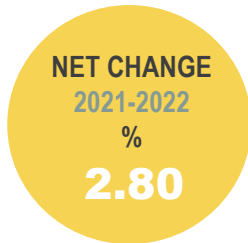
Significant Change Reported by Programs	Descriptions
<p>A change in administrator</p>	<p>22 changes at 16 institutions impacting 13 graduate programs and 9 undergraduate programs:</p> <p>Several programs reported new chair appointments or the designation of interim chairs for reasons varying between retirements, resignations, and sabbatical. Programs also experienced the addition of coordinators to the administrative team such as program, curriculum, and administrative coordinators.</p> <p>This change impacts 22% of accredited programs.</p>
<p>A change in administrative structure</p>	<p>6 changes at 5 institutions impacting 1 graduate program and 5 undergraduate programs:</p> <p>Programs reported changes in program coordinator, department heads, and the addition of administrative staff. Other changes included a school and degree programs shift within the home college which included changes in administration and college name.</p>
<p>Major changes in curriculum</p>	<p>6 changes at 5 institutions impacting 3 graduate programs and 3 undergraduate programs:</p> <p>Programs reported curriculum changes such as modifications made to reflect university general education requirements, moving the professional practice course to a later point in the curriculum, the addition of a research and teaching extension to support research and fieldwork, terminal project/thesis format review to align with the professional context, reductions from 5 to 4 year undergraduate programs, and the removal of a BSLA program.</p>
<p>A loss of 20% of faculty in the past year</p>	<p>9 changes at 5 institutions impacting 4 graduate programs and 5 undergraduate programs:</p> <p>Several programs have experienced retirements within their programs, the loss of tenure-track faculty, and faculty moving between institutions. The loss of tenure-track faculty has added additional administrative pressures to remaining tenure faculty. Some programs are conducting searches for tenure-track or have re-balanced their pool with non-tenure faculty, adjuncts, and PhD students. A non-tenure to tenure attempt was reported as not awarded.</p>
<p>A change in resources impacting delivery of the degree</p>	<p>3 changes at 2 institutions impacting 2 graduate programs and 1 undergraduate programs:</p> <p>One program institution reported the reallocation of resources during school separations and the other reported that they are no longer receiving general school funding and have been asked to use endowment funds to cover program costs.</p>
<p>Major changes in facilities</p>	<p>12 changes at 9 institutions impacting 6 graduate programs and 6 undergraduate programs:</p> <p>Building or campus relocations, additional off-site space, accessibility improvements, reclaimed studio space, loss in faculty office space, and equipment and furnishing improvements.</p>



STUDENTS

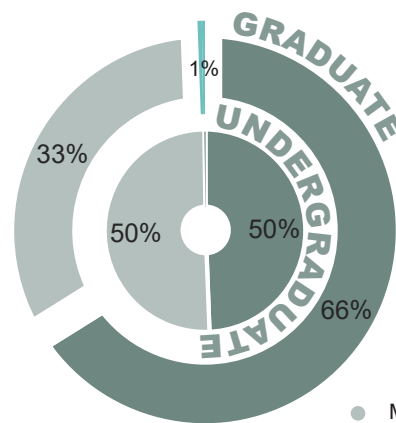


2022 STUDENTS ENROLLED IN ACCREDITED LANDSCAPE ARCHITECTURE PROGRAMS



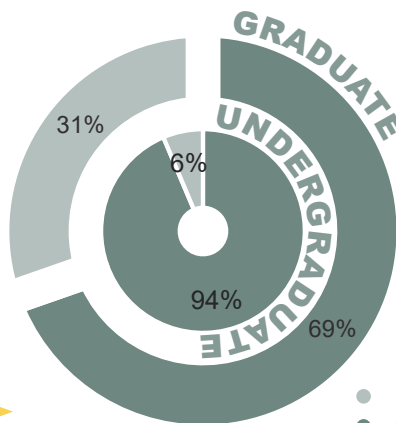
Gender Makeup

MALE UG: 1887 GR: 692 2579 44%	FEMALE UG: 1851 GR: 1371 3222 55%
OTHER UG: 8 GR: 6 14 0.24%	PNtoA UG: 1 GR: 5 6 0.10%



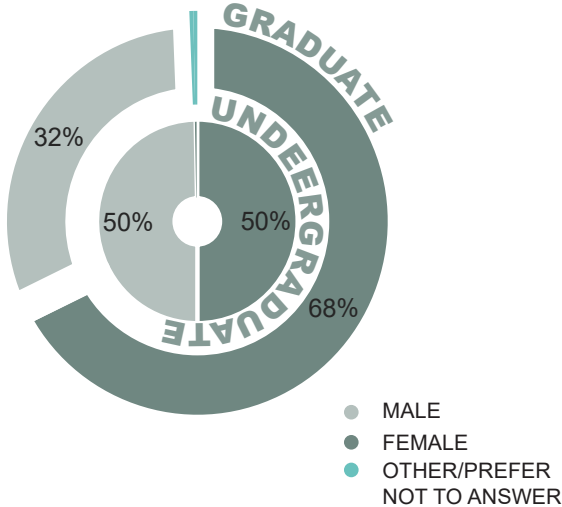

Domestic vs. International

DOMESTIC UG: 3497 GR: 1450 4947 85%	INTERNATIONAL UG: 236 GR: 638 874 15%
--	--



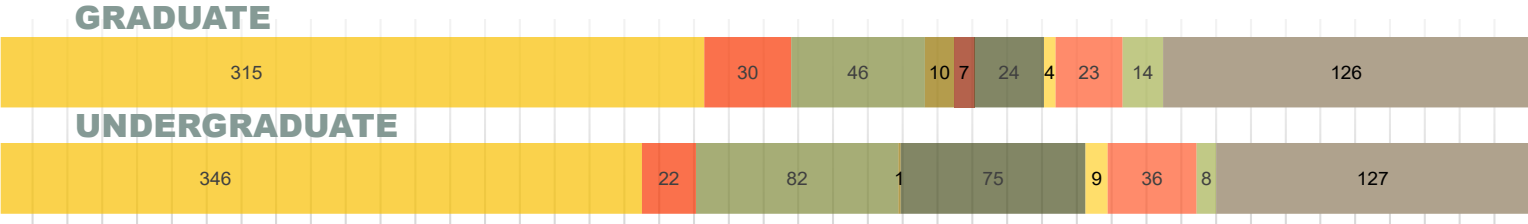
*percentage represents % of total students

2022 GRADUATING CLASS IN ACCREDITED LANDSCAPE ARCHITECTURE PROGRAMS

Career Paths

* Data reflects career paths for graduates of the 2020-2021 academic year



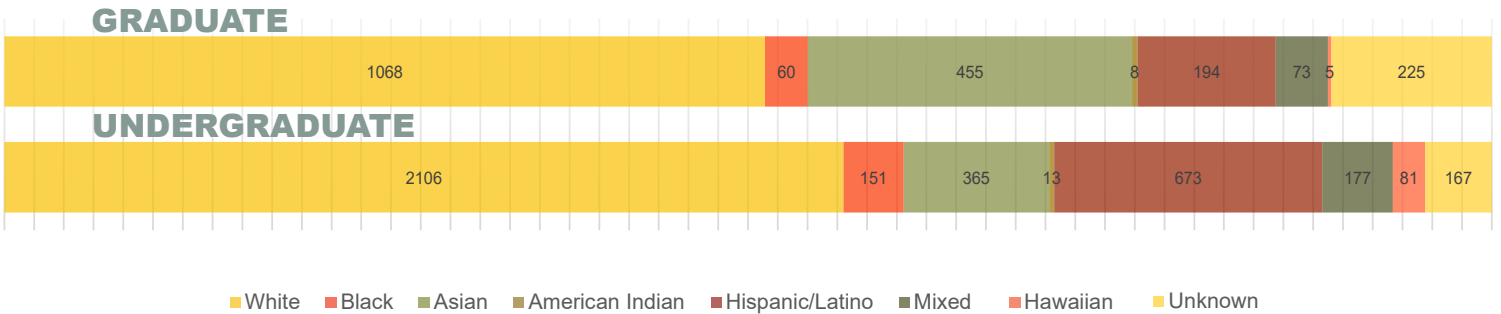
- Private Practice
- Government Practice
- Horticulture
- Non-profit
- Adv. Study or Research
- Teaching
- Not in LA
- Other
- Unknown
- Volunteer Service



2022 STUDENT RACE AND ETHNICITY



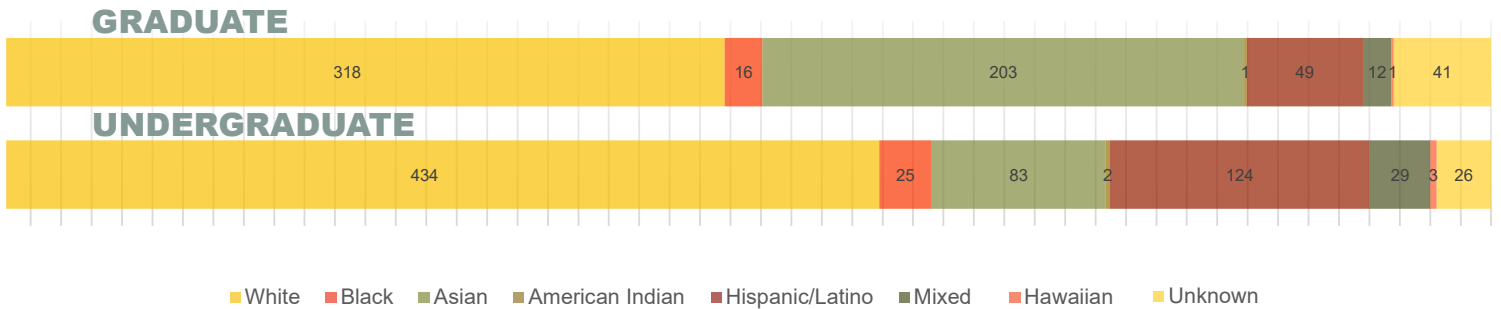
Currently Enrolled Students



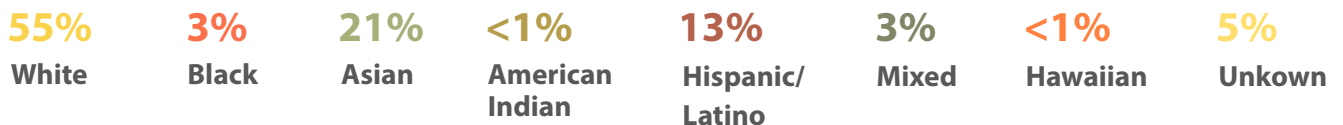
Combined Percentages




Graduating Class

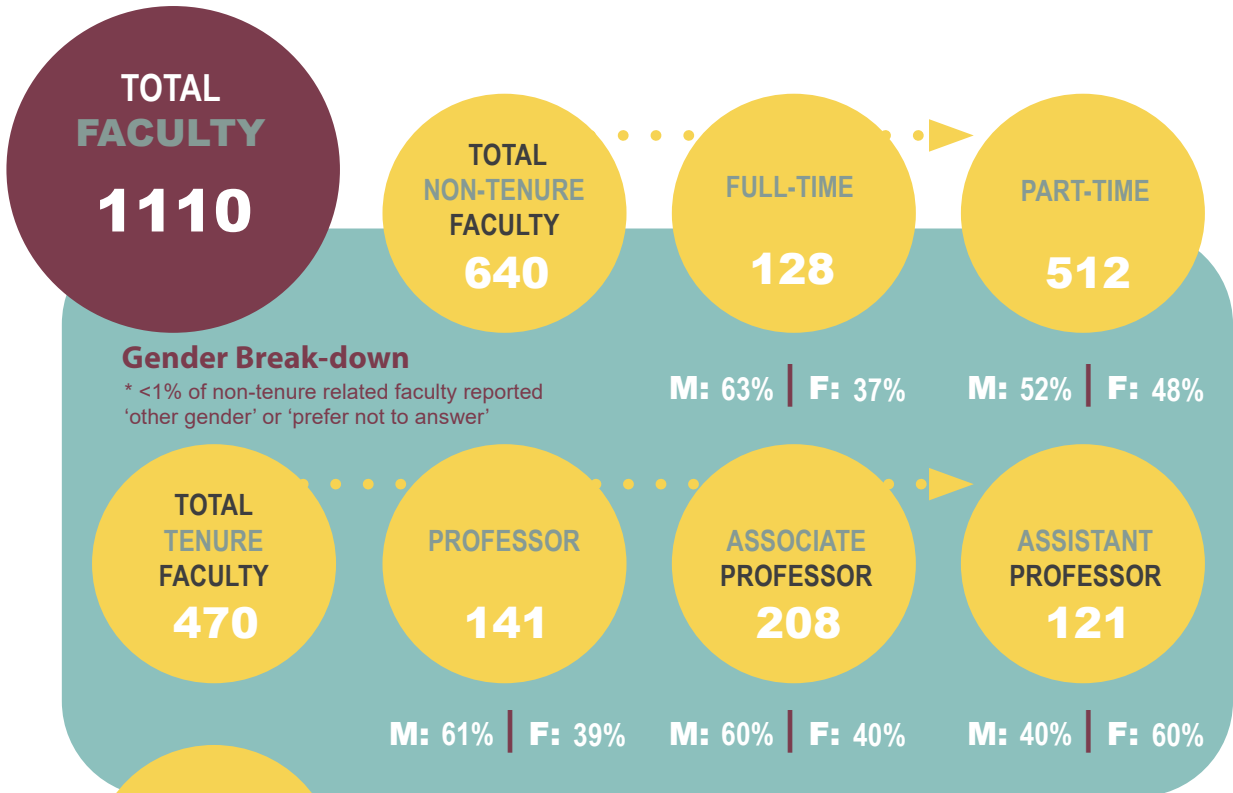


Combined Percentages



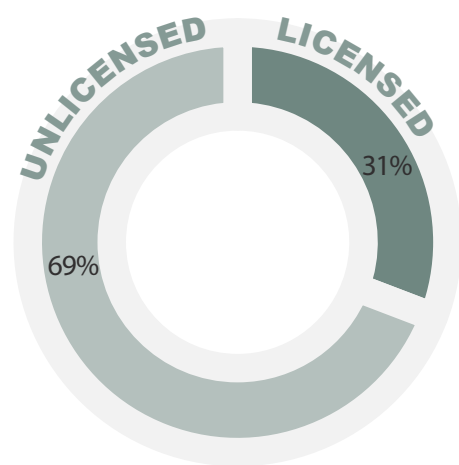
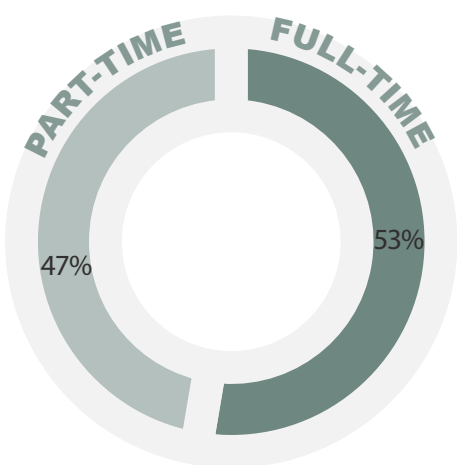


FACULTY



VISITING FACULTY
800

Visiting faculty specialize in varied topics such as: landscape architecture, professional practice, design-build, garden and landscape history, planning, horticulture, architecture, memorial design, urban design, community development, ecological restoration, non-profit, trail and greenway planning, education, irrigation, spatial justice, accessibility, climate advocacy, kinesiology, public health, arts, plant science, regenerative studies, movement, research, sound art, and green schoolyard leaders.



31% of total faculty possess a license as a Registered Landscape Architect

71 of 74 universities have at least ≥ 1 RLA/PLA licensed faculty member

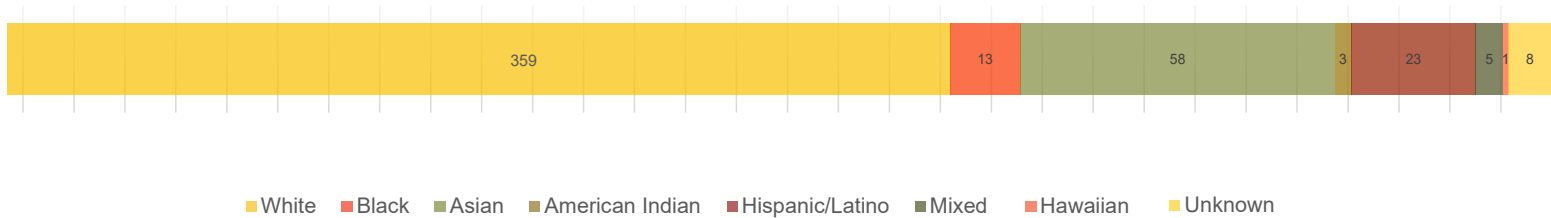
Other reported certifications include Lic. architect, engineer, LEED/SITES AP, arborist, planner, contractor, UAS remote pilot, GIS, occupational therapy, and green roof professional



2022 FACULTY RACE AND ETHNICITY



Tenure Related Faculty

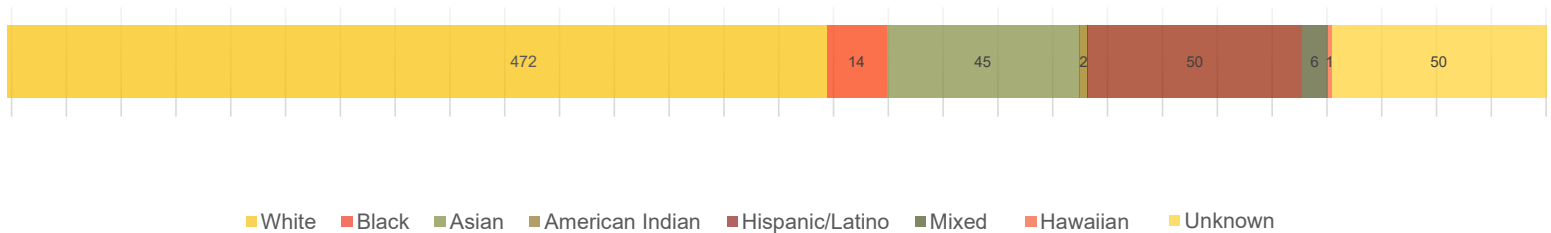


■ White
 ■ Black
 ■ Asian
 ■ American Indian
 ■ Hispanic/Latino
 ■ Mixed
 ■ Hawaiian
 ■ Unknown

Percent of Total

76% White
 3% Black
 12% Asian
 <1% American Indian
 5% Hispanic/Latino
 1% Mixed
 <1% Hawaiian
 2% Unkown

Non-tenure Related Faculty



■ White
 ■ Black
 ■ Asian
 ■ American Indian
 ■ Hispanic/Latino
 ■ Mixed
 ■ Hawaiian
 ■ Unknown

Percent of Total

74% White
 2% Black
 7% Asian
 <1% American Indian
 8% Hispanic/Latino
 <1% Mixed
 <1% Hawaiian
 8% Unkown



CURRENT PROGRAM LENGTHS AND TYPES BY INSTITUTION

94 Semester-based Programs
6 Quarter-based Programs

47 Undergraduate Programs
53 Graduate Programs
100 Programs in **74** Universities

MLA ONLY

27

- Auburn University
- City College of New York
- Florida International University
- Harvard University
- Illinois Institute of Technology
- Kansas State University (non-baccalaureate)
- Kent State University
- Morgan State University
- North Carolina State University
- North Dakota State University
- Rhode Island School of Design
- University of Arizona
- University of California, Berkeley
- University of Colorado Denver
- University of Idaho
- University of Michigan
- University of Minnesota
- University of New Mexico
- University of Oklahoma
- University of Pennsylvania
- University of Southern California
- University of Tennessee
- University of Texas at Arlington
- University of Texas at Austin
- University of Virginia
- Washington University
- Polytechnic University of Puerto Rico

5 YR BLA ONLY


3

- Cal Poly State University, San Luis Obispo
- Oklahoma State University
- Purdue University

4 YR BLA ONLY

18

- American University of Beirut
- Colorado State University (BSLA)
- Delaware Valley University (BSLA)
- Michigan State University (+1 semester)
- North Carolina A&T State University (BSLA)
- South Dakota State University
- Thomas Jefferson University
- Universidad Ana G. Mendez (BSLA)
- University of Arkansas
- University of California, Davis (BSLA)
- University of Connecticut (BSLA)
- University of Delaware
- University of Kentucky (BSLA)
- University of Nebraska–Lincoln
- University of Nevada, Las Vegas
- University of Rhode Island
- University of Wisconsin–Madison (BSLA)
- Washington State University



**5 YR
BLA** + MLA

- Ball State University
- Iowa State University
- Louisiana State University
- University of Florida
- University of Oregon
- University of Washington
- State University of New York - Environmental Science and Forestry
- Virginia Polytechnic Institute and State University

8

**4 YR
BLA** + MLA

- Arizona State University (BSLA)
- Boston Architectural College
- California Polytechnic State University, Pomona (BSLA)
- Clemson University
- Cornell University (BSLA)
- Pennsylvania State University (+ 1 semester)
- University of Georgia
- University of Illinois at Urbana-Champaign
- University of Maryland, College Park
- University of Massachusetts Amherst (BSLA)
- Mississippi State University
- Ohio State University (BSLA)
- Rutgers University (BSLA)
- Temple University (BSLA)
- Texas A&M University
- Texas Tech University
- Utah State University
- West Virginia University

18